

CLANWILLIAM AREA PLAN

2017-2022



MESSAGE FROM WARD COUNCILLOR



Cederberg Municipality Integrated Development Plan for the period 2017-2022 aim is to create a platform to inform decision making; create an environment for robust economic development; building social cohesion and further ensuring that within the Cederberg Area we realise our vision of working together in development and growth.

- ▽ We want to improve and maintain our roads in Clanwilliam
- ▽ We need to promote a safe, healthy environment and social viability of residents through the delivery of a responsible environmental health service.
- ▽ We need to deliver sound administrative and financial services, to ensure good governance and viability.
- ▽ We need to do planning effectively to minimise the impact of disasters in our town, so that visitors and tourist will feel safe in our town.
- ▽ We want to establish an inclusive tourism industry through sustainable development and marketing which is private sector driven and community based. The promotion of tourism is a big challenge in Clanwilliam and we have limited resources but we are committed to utilise the resources that we have in addressing the challenges in our town.
- ▽ We want to ensure a united integrated development path in a safe and sustainable environment in our town.
- ▽ We want to pursue economic growth opportunities that will create descent work for every legal citizen in our town.
- ▽ Our moto for every day is to change one person's life who are really in need, and that we will be doing for the next 5 to 10 years
- ▽ We will facilitate effective stakeholder participation.

The municipality are very limited in finances however we are committed to utilise this limited money to effectively and efficiently address the challenges faced by the communities within the Cederberg municipality. Through this strategic document we will ensure that all necessary measures are taken in acquiring extra resources from different stakeholders to be able to achieve our strategic; let us work together in building vibrant and active communities in our region that take keen interest in their own development.

Benjamin Ferdinand Zass

Ward Councillor

Ward 3 - Clanwilliam

Contents

Contents.....	3
1. INTRODUCTION AND PURPOSE OF THE AREA PLAN	5
1.1. GENERAL.....	5
1.2. STRUCTURE OF THE DOCUMENT	5
2. CLANWILLIAM HISTORICAL BACKGROUND.....	6
3. DEVELOPMENT PERSPECTIVE	6
4. WARD COMMITTEE INFORMATION	8
Table 1: Ward Committee Information.....	8
5. CENSUS SURVEY 2011	9
5.1. Population of Clanwilliam	9
Table 2: Population.....	9
5.2. Population size for towns and rural areas.....	9
Table 3: Population size	9
5.3. Percentage gender distribution per town.....	9
Table 4: Percentage gender distribution per town	9
5.4. Age distribution per category.....	9
Table 5 : Age distribution per category.....	9
5.5. Average household size per ward.....	10
Table 6: Average Household size.....	10
5.6. Dwelling types per town	10
Table 7: Dwelling types per town.....	10
5.7. Official employment status	10
Table 8: Official Employment Status.....	10
5.8. Percentage monthly income per household	10
Table 9: Percentage Monthly Income per Household	10
Figure 2: Annual Income Per Household.....	10
5.9. Human settlement overview (Housing)	11
Table 10: Human Settlement Overview.....	11
.....	11
5.10. Households' source of energy	11
Table 11: Households' source of energy.....	11
5.11. Households' source of refuse disposal.....	11
Table 12: Households' source of refuse removal	11

5.12. Households' source of water.....	11
Table 13: Households' source of water	11
5.13. Educational Institutions per person.....	12
Table 14: Educational Institutions per person	12
6. SERVICES: CAPACITY AND BACKLOGS.....	12
Table 15: Service Capacity and Backlogs.....	14
Table 16: Action Plan	15
7. COMMUNITY PRIORITIES AND ACTION PLANS.....	15
7.1. Clanwilliam	15
7.1.1. Priorities Of Clanwilliam.....	17
Table 17: Top Priorities of Clanwilliam	19
7.1.2. Other Needs Of Clanwilliam	21
Table 19: Clanwilliam Other Needs	21
7.1.3. Clanwilliam Needs For Sector Departments.....	21
Table 20: Clanwilliam Needs for Sector Departments.....	22
7.2. SECTOR INVESTMENT.....	22

1. INTRODUCTION AND PURPOSE OF THE AREA PLAN

1.1. GENERAL

Area-based planning is an initiative that complements the IDP process by focussing and zooming in on communities. It sets out a strategy for proper planning and sustainable development of an area within the local governing body and for a specified timeframe. Communities in the sense are represented by settlements and wards. Wards are often demarcated in a way that divides areas that in reality represent coherent communities or settlements. Cederberg Municipality decided to adopt an approach that focusses on sensible geographical areas, simultaneously considering wards to facilitate that ward planning is not neglected. To achieve this a number of wards are combined for each area plan to echo the area-based approach in a practical manner.

The focus of this Area plan has been identified as Clanwilliam (Ward 3). With regards to this, the approach represents the effort to address integrated planning at a sub-municipal level. The importance of the role of the ward and ward committees is addressed in the second section of each Area Plan. It also contains the community inputs and the results of the public meetings pertaining to those wards.

1.2. STRUCTURE OF THE DOCUMENT

As mentioned in the previous paragraph, when representing planning and community participation at local level, one has to present information per town and per ward.

This can be challenging as it interrupts the natural flow from analysis and community participation towards projects. To maintain clarity, however, everything that can be linked to a town was grouped in the town section, and everything linked to a ward approach, is presented in the ward section.

2. CLANWILLIAM HISTORICAL BACKGROUND

Clanwilliam is situated at the foot of the Cederberg Mountain Range where the Jan Dissels River and Olifants River meet each other. The town was once formerly known as Jan Disselsvlei, named in honour of a botanist Jan Dissel. During January 1814 the town was renamed by Sir John Cradock after his father-in-law, the Earl of Clanwilliam. In 1901 the village Clanwilliam became a municipality, the first mayor being Charles



Fryer. The picturesque town is well known for the annual Wild Flower show that takes place during the spring season. A memorial library was dedicated to Dr. C. Louis Leipoldt who lived in the town; and to Dr. P. le Fras Nortier, a Rhodes Scholar who practiced medicine in the area and Founder of Rooibos.



3. DEVELOPMENT PERSPECTIVE

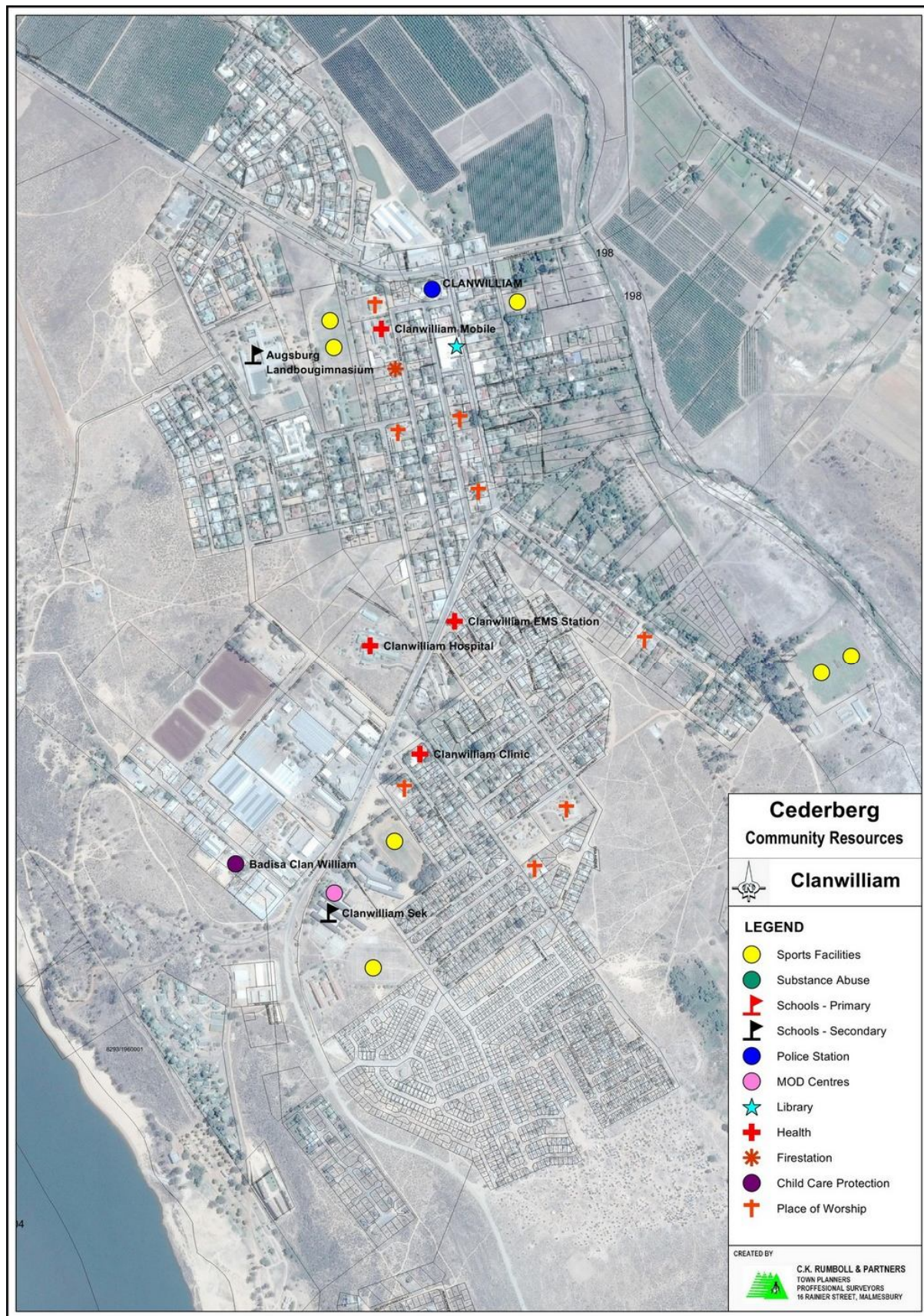
The town currently functions as the main administrative town for the municipal district, also as service and commercial centre for the neighbouring areas.

Identified as a rich diversified resource potential, the natural beauty of the Cederberg makes Clanwilliam a sought out destination. The Clanwilliam dam is well known throughout South Africa, as is the famous Rooibos that is grown and cultivated in the area. Although the economic base of the town is embedded in the



agricultural sector, tourism also became a growing component. Other sectors of the economy include light industries, especially with respect to the towns two most important products, velskoen and Rooibos





4. WARD COMMITTEE INFORMATION

Member	Sector	Contact Nr	Email
Berty Zass	Ward Councillor	0710445112	benjaminz@cederbergraad.co.za
George Amon	Ward Assistant	0730462415	georgea@cederbergraad.co.za
Shaun Conradie	Education	0760848717	N/A
Daniel Ludick	Crime	0818466822	N/A
Joseph Mohale	Khayalitsha	0730650740	N/A
Peter Howard	Clanwilliam	0832659199	headingoffroad@gmail.com
Elizabeth Witbooi	Women/Elderly/Vulnerable	0837241337	N/A
Nickey Crosney	Sport	0798590839	NickeyCrosney@gmail.com
Riaan van Zyl	Economic Development and Tourism	0829257182	riaanvanzyl@mylan.co.za
Ilse Lochner	Chamber of Commerce	0833284575	strassberger@lando.co.za
Louisa Swarts	Churches	0834864191	Louisa.Swarts60@gmail.com
Frederick Strauss	Health		N/A

Table 1: Ward Committee Information

5. CENSUS SURVEY 2011

5.1. Population of Clanwilliam

Town	Total
Clanwilliam	7 674

Table 2: Population



5.2. Population size for towns and rural areas

Population Group	Number	Percentage
Black African	1 738	22.64%
Coloured	5 257	68.50%
Indian or Asian	36	0.46%
White	588	7.66%
Other	55	0.71%
Total	7 674	

Table 3: Population size

5.3. Percentage gender distribution per town

Town	Female	Male
Clanwilliam	52.0%	48%

Table 4: Percentage gender distribution per town



5.4. Age distribution per category

Town	0-9 years	10 - 19 years	20-29 years	30-39 years	40-41 years	50-59 years	60-69 years	70-79 years	80+ years
Clanwilliam	1295	1232	1542	1268	1016	661	366	204	91

Table 5 : Age distribution per category

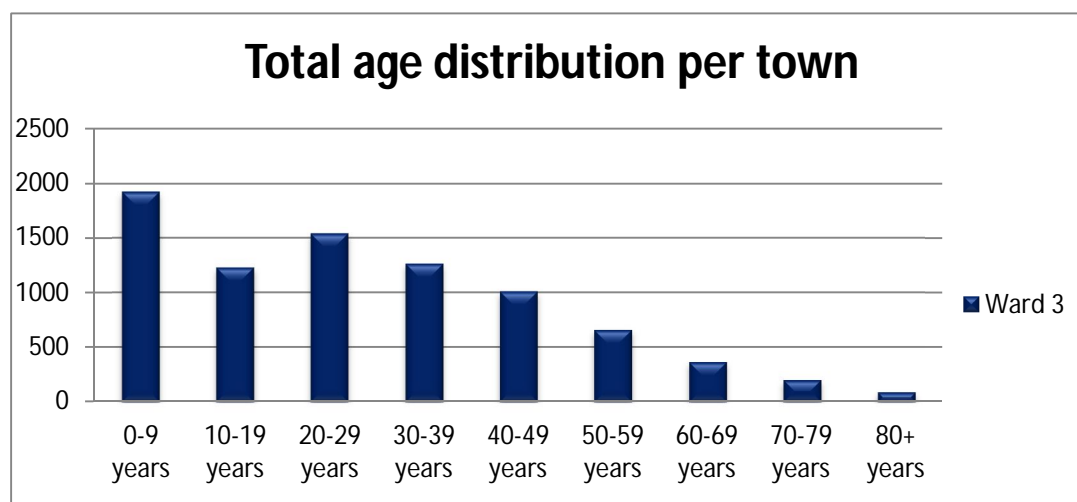


Figure 1: Total age Distribution per household

5.5. Average household size per ward



Clanwilliam	Number of households	Households consisting of 2 people	Households consisting of 4 people
Clanwilliam	2295 HHs	47.11%	32.1%

Table 6: Average Household size

5.6. Dwelling types per town

Clanwilliam	Formal House	Shack in B/yard	Informal Dwelling
Clanwilliam	1616	76	561

Table 7: Dwelling types per town

5.7. Official employment status

Town	Employed	Unemployed	Discouraged work-seeker	Other not economically active	Age less than 15 years	N/A
Clanwilliam	2647	655	101	1885	0	2386

Table 8: Official Employment Status

5.8. Percentage monthly income per household

Town	No Income	R1 – R9 600	R 9 601 – R 38 200	R38 201 – R 153 800	R153 801 – R614 400	R 614 401 – R 2 457 600	R 2 457 601+
Clanwilliam	431	205	797	662	239	19	8

Table 9: Percentage Monthly Income per Household

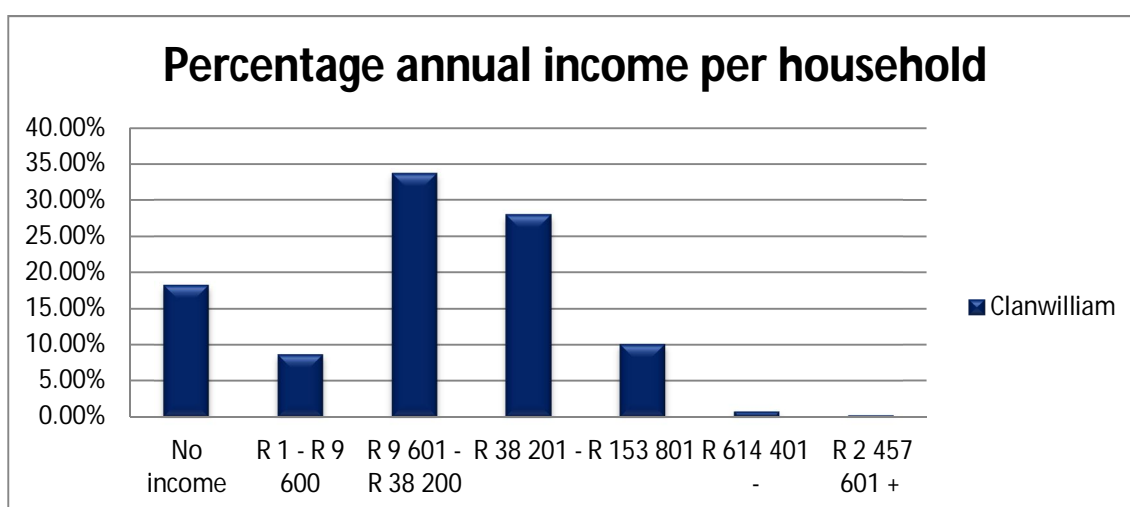


Figure 2: Annual Income Per Household

5.9. Human settlement overview (Housing)



Town	Waiting list	Number of Units	Financial year
Clanwilliam	2 148	1 866	2018/19-2021/22

Table 10: Human Settlement Overview

5.10. Households' source of energy



Town	Electricity	Gas	Paraffin	Wood	Coal	Solar	None
Clanwilliam	81.1%	4.7%	10.5%	2.8%	0.04%	0.16%	0.46%

Table 11: Households' source of energy

5.11. Households' source of refuse disposal

Town	No Provision	Utilising own refuse dump	Backlog
Clanwilliam	8 HHs	225 HHs	223 HHs

Table 12: Households' source of refuse removal

5.12. Households' source of water



Town	Regional / Local water scheme operated by Municipality	Borehole	Spring	Rain Water Tank	Dam / Pool / Stagnant water	River / Stream	Water Vendor	Water Tank	Other
Clanwilliam	2231	1	17	4	18	3	5	44	37

Table 13: Households' source of water



5.13. Educational Institutions per person



Town	Pre-School	Ordinary School	Special School	Further Education and Training College FET	Other College	Higher Education Institution / University / University of Technology	Adult Basic Education and Training Centre / ABET Centre	Literacy classes	Home based education/ Home Schooling	N/A
Clanwilliam	0.19%	18.25%	0.11%	0.39%	0.16%	0.28%	1.56%	0.18%	0.18%	78.68%

Table 14: Educational Institutions per person

6. SERVICES: CAPACITY AND BACKLOGS

Municipal service in Clanwilliam				
Water	2 164 HH	94.2%	<ul style="list-style-type: none"> 94.2% of HHs receive their water from the municipality HHs with access to water represents 16% of all HH. 2 164 HHs receive their water from the municipality. 1 HH source their water from a borehole 18 HHs from a dam/pool/stagnant water 44 HHs from a water tanker 	High water losses
Sanitation	2 079 HH	90.5%	<ul style="list-style-type: none"> HHs with sanitation services in the ward represents 15.3% of all HH. 90.5% of HHs have access to sanitation services above the minimum service level. 157 HHs have no access to sanitation services. 18 HHs use bucket 	Backlog: ± 192 HHs <ul style="list-style-type: none"> 157 HHs with no provision of toilets 18 HHs utilising bucket toilets 17 HHs other toilet provisions

Municipal service in Clanwilliam				
			toilets	
Electricity for lighting	1 934 HH	84.2%	<ul style="list-style-type: none"> ▪ HHs with electricity in the ward represents 14.3% of all HHs. ▪ 213 HHs use paraffin for lighting purposes ▪ 106 HHs use candles for lighting purposes ▪ 10 HHs utilizes solar energy 	Backlog: ± 55 HHs <ul style="list-style-type: none"> ▪ 20 HHs with no electricity ▪ 319 HHs using paraffin & candles
Refuse removal	2 052 HH	89.4%	<ul style="list-style-type: none"> ▪ 89.4% of HHs receive refuse removal services above the minimum service level. ▪ HHs with refuse removal services represents 15.1% of all HH. ▪ 225 HHs use their own refuse dump. ▪ 8 HHs have no access to refuse removal services 	Backlog: ±233 HH <ul style="list-style-type: none"> ▪ 8 HHs with no provision of service ▪ 225 HHs utilising own refuse dump.
Roads & storm water	90 kilometres 15 kilometres	86% 14%	<ul style="list-style-type: none"> ▪ Paved roads ▪ Unpaved roads 	<ul style="list-style-type: none"> ▪ Rehabilitation and resurfacing backlog – funding constrains ▪ Tarring of gravel roads -funding constrains
Housing	1 557 formal housing structures		<ul style="list-style-type: none"> ▪ 67.8% of the housing structures is formal housing structure ▪ 27.7% of structures are informal structures <ul style="list-style-type: none"> ⇒ 24% is in an informal settlement ⇒ 3.3% is shacks in the backyard ▪ The 9.1% informal structures represent 43.1% of all informal structures within the municipal area. ▪ It is ward with the highest number of informal structures 	Backlog: ± 637 HHs <ul style="list-style-type: none"> ▪ The backlog include backyard dwellers and structures in informal settlements
Community facilities				

Municipal service in Clanwilliam				
Libraries	1		Leipoldt Nortier Library in Clanwilliam (Hoofweg 25)	
Services by other spheres of government				
Multi-Purpose Centre	1		Clanwilliam MPCC	<ul style="list-style-type: none"> Computer room incomplete Lack of space for government departments Booking system inadequate Available space not utilized ultimately
Hospitals / Clinics	1 1		Clanwilliam District Hospital Clanwilliam Clinic	
Social Services			<ul style="list-style-type: none"> <u>BADISA</u>: Renders social work services in town and Khayelitsha. Badisa offices is located in Industriële Weg Frequency of service: Daily from Monday to Friday. <u>Department Social Development</u>: Renders probation and child protection services to surrounding farms on the N7. Department provide services from regional office in Vredendal Frequency of service: Tuesday, Wednesday and Thursday in the farms areas 	

Table 15: Service Capacity and Backlogs

The following action plan addresses the backlogs in Clanwilliam mentioned in the table above:

	Challenges / Backlog	National Target (yes/no)	Rural Area (yes/no)	Informal Settlement (yes/no)	2017/18	2018/19	2019/20
Water	High water	yes	yes	yes	50 000	50 000	50 000

	Challenges / Backlog	National Target (yes/no)	Rural Area (yes/no)	Informal Settlement (yes/no)	2017/18	2018/19	2019/20
	losses						
Sanitation	Backlog: ± 192 HHs <ul style="list-style-type: none"> ▪ 157 HHs with no provision of toilets ▪ 18 HHs utilising bucket toilets ▪ 17 HHs other toilet provisions 	yes		yes	832 000	832 000	832 000
Electricity for lighting	Backlog: ± 55 HHs <ul style="list-style-type: none"> ▪ 20 HHs with no electricity ▪ 319 HHs using paraffin & candles 	yes	yes	yes			797 500
Refuse removal	Backlog: ±233 HH <ul style="list-style-type: none"> ▪ 8 HHs with no provision of service ▪ 225 HHs utilising own refuse dump. 	Yes	No	Yes	100	133	
Roads & storm water	<ul style="list-style-type: none"> ▪ Rehabilitation and resurfacing backlog – funding constrains ▪ Tarring of gravel roads - funding constrains 	yes	yes	no	2km	5km 3km	5km 3km

Table 16: Action Plan

7. COMMUNITY PRIORITIES AND ACTION PLANS

7.1. Clanwilliam

The Municipality embarked on a Door to door survey to establish the needs of the communities. The Ward Councillor of Ward 1 together with the ward committee members have prioritised the needs that the community have

identified, the top 10 priorities of Citrusdal Farms are as follow, however the their needs will also be list in this document as well as the needs that are the responsibility of Sector Departments:

7.1.1. Priorities Of Clanwilliam

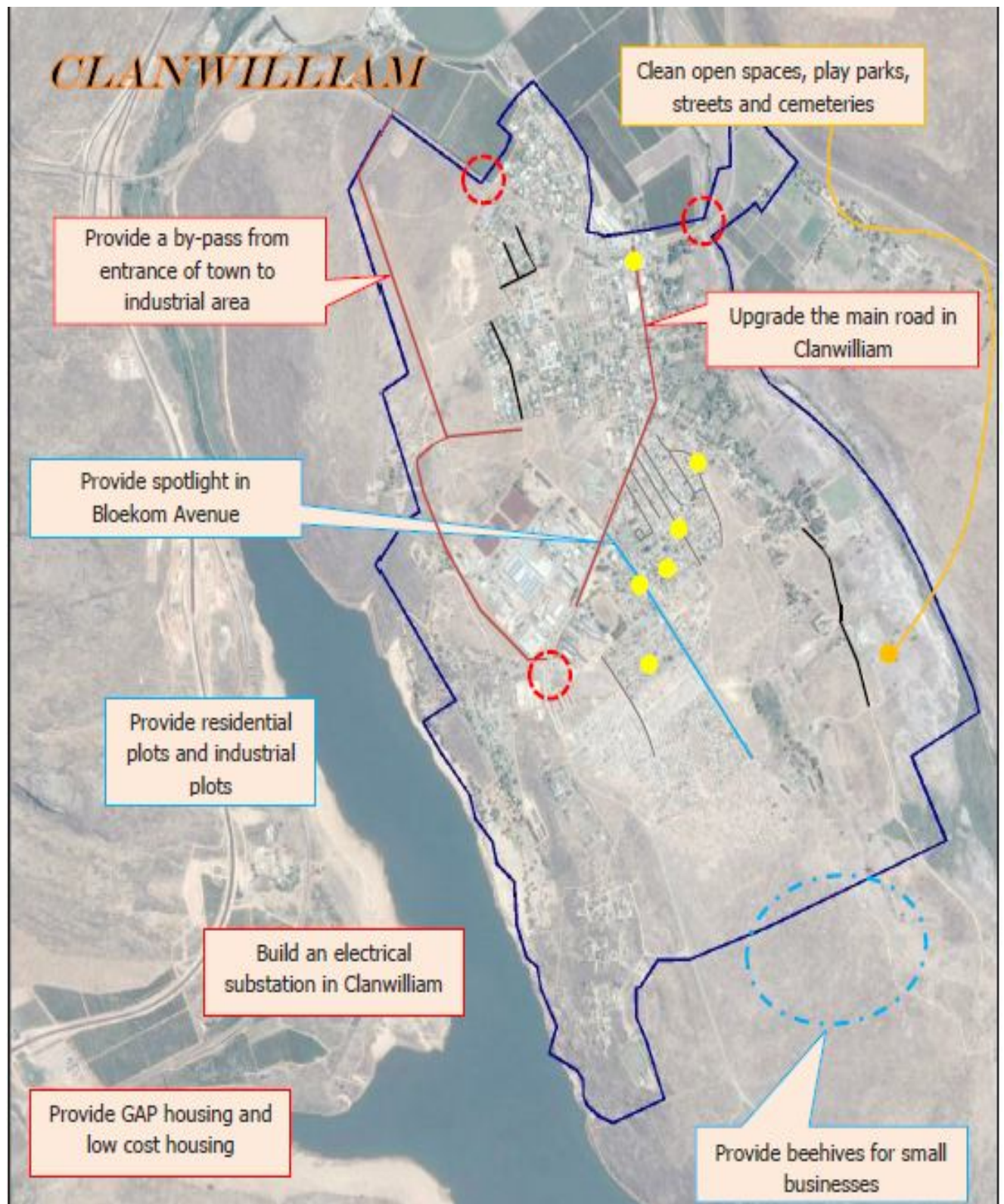
CLANWILLIAM IDP PRIORITIES (MUNICIPAL MANDATES) 2017			CAPEX/ OPEX	BUDGET					ADDITIONAL COMMENTS
RANK	PRIORITY	DESCRIPTION		2017/18	2018/19	2019/20	2020/21	2021/22	
1	Electrical Substation	Build a electrical substation in Clanwilliam to enlarge the capacity	Capex	R 75 000 000					External funding
2	By-Pass to Industrial area	Provide a by-pass from entrance of town to Industrial area	Capex						Must apply for external funding
3	Upgrade of Main Road	Upgrade the main road in Clanwilliam	Capex						Must apply for external funding
4	Housing	Provide GAP housing and low cost housing	Capex	-	-	-	-	-	Source funding at Department of Human Settlements
5	Beautification of town	Clean and beautify (incl landscaping) open spaces, playparks, streets, cemeteries and entrance of town	Capex	R 150 000	R 300 000	R 150 000	-	-	The budget allocation for this priority has been divided into 3 stages: 1. R150 000 for entrance of town, 2. R300 000 open space & parks, 3. R150 000 for cemeteries. It is all internal funding.
6	Tar of Roads	Tar the road that leads to the cemetery, Hospital Street, Rossouw Street, Alheit Street, Nortier Street	Capex	R 100 000	R 80 000	R 60 000	-	-	Funding to be sourced

CLANWILLIAM IDP PRIORITIES (MUNICIPAL MANDATES) 2017			CAPEX/ OPEX	BUDGET					ADDITIONAL COMMENTS
RANK	PRIORITY	DESCRIPTION		2017/18	2018/19	2019/20	2020/21	2021/22	
7	Paving of Roads	Pave the following roads/streets: Violtjie Street, Platinum Ave, Emerald Ave, Bronze Ave, Restant Street, Dwars Str, Aqua-Marine Drive, Coral Road, Diamond Singel, Part of Denne str, Renonkel Street, Jubilee Park, Watsonia Str, Milner str, Waterblom str, Katjie Piering str, Waboom str, Crystal str, Sapphire Ave, Pearl close, Govan Mbekie rd, Aandblom str, Love str	Capex	R 400 000	R 300 000	R 150 000	-	-	Internal Funding
8	Beehives	Provide Beehives for small businesses	Capex	-	-				Site are going to be identified through the SDF
9	Land/Plots	Provide residential plots and industrial plots							Site are going to be identified through the SDF
10	Streetlights & Spotlights	Provide streetligts in Violtjiestreet, Dennestreet, Proteae Street, Gousblom Ave, Ou Kaapse Way (from blue bottel upwards	Opex	R 80 000	R 85 000	R 90 000	-	-	Internal Funding

CLANWILLIAM IDP PRIORITIES (MUNICIPAL MANDATES) 2017			CAPEX/ OPEX	BUDGET					ADDITIONAL COMMENTS
RANK	PRIORITY	DESCRIPTION		2017/18	2018/19	2019/20	2020/21	2021/22	
		lights are too few and very dim). Provide spotlight in Bloekom Ave (between Community hall and Aids park)							

Table 17: Top Priorities of Clanwilliam

The Spatial Mapping of the abovementioned projects are as follows:



7.1.2. Other Needs Of Clanwilliam

The Other Needs are listed in no particular order:

OTHER NEEDS OF CLANWILLIAM - 2017		
NUMBER	NEED	DESCRIPTION
A	Night Shelter	Provide a night shelter for homeless
B	Land for Creche/ECD	Provide Land and/building for chreche and Early Childhood Development Centres
C	Land for Emerging farmers	Provide land for emerging farmers
D	Partnerships between Emerging farmers and commercial farmers	Facilitate partnerships between emerging farmers and commercial farmers
E	Water Purification Plant	Provide Water Purification Plant
F	Upgrade of Sportfield	Upgrade existing sportfield (parking, enlarge pavilion, ablution facilities) and accommodate soccer
G	Playparks	Provide a playpark in new and old Hopland
H	Wheelie Bins	Provide Wheelie bins
I	Recycling	Assist with recycling
J	Sidewalks	Build sidewalks and/or resurface existing sidewalks in Bloekom Ave
K	Street Name Boards	Provide street name boards
L	Scholar Patrol	Assist with Scholar Patrol
M	Solar Panels	Provide Solar panels on low cost housing
N	Upgrade triangle in main road	Upgrade triangle next to the Information Centre.
O	Community Centre in Khayalitsha	Build a community centre in Khayalitsha
P	Hydro Plant	Obtain licence for Hydro plant
Q	Public Ablution Facilities	Provide Public ablution facilities
R	Casino	Assist with the possibility of a casino in the area

Table 19: Clanwilliam Other Needs

7.1.3. Clanwilliam Needs For Sector Departments

CLANWILLIAM IDP PRIORITIES (OTHER GOVERNMENT DEPARTMENTS) 2017		
Number	GOVERNMENT DEPARTMENT RESPONSIBLE	PRIORITY
1	Department of Education	Education in Xhosa
		Appoint more teachers (Classes are overcrowded)
2	Department of Health	None
3	Department of Agriculture	Assist with a Fresh water fish farm

CLANWILLIAM IDP PRIORITIES (OTHER GOVERNMENT DEPARTMENTS) 2017		
Number	GOVERNMENT DEPARTMENT RESPONSIBLE	PRIORITY
4	Department of Community Safety	None
5	SAPS	Mobile station for Khayalitsha
6	Department of Economic Development & Tourism	Assist with a casino for Clanwilliam
		Assist with training for SMMEs
		Minimize liquor stores
7	Department of Social Development	Assist and support creches and Early Childhood development
		Provide training and enrichment programmes
8	Department of Sport, Arts & Culture	Assist with a skateboard park
9	Department of Human Settlements	Assist with the moving of Informal Settlement and Backyard Dwellers

Table 20: Clanwilliam Needs for Sector Departments

7.2. SECTOR INVESTMENT

The summary of infrastructure and capital related projects, as classified in the Estimates of Provincial Revenue and Expenditure (EPRE 2017) are as follows:

- i. The **Department of Transport and Public Works** have **4 infrastructure and/or capital expenditure projects** listed over the MTEF for implementation with a budgeted allocation **value of R37 million** over the period 2017/18 to 2019/20. All 4 projects are classified to achieve 'Economic Affairs' outcomes – in other words, investment aims to support economic outcomes. The nature of the projects includes refurbishments and rehabilitations; and
- ii. The **Department of Health** listed **6 infrastructure and/or capital expenditure projects** with a total MTEF **budget of R550 000** aiming to achieve 'Health' outcomes. The projects include investment in health technology, and upgrades and additions. No new infrastructure is planned for the MTEF period.

The specific projects listed in the Budget EPRE 2017 are as follows:

Western Cape: Department of Transport and Public Works	Dormitory at Clanwilliam CYCC	Refurbishment and rehabilitation	Economic affairs
Western Cape: Department of Health	CH830058: Clanwilliam - Clanwilliam Hospital - HT - Acute Psychiatric Ward and Other Clinical Areas	Health Technology	Health